


UNIFORM STATUTORY DECLARATION FORM FOR THE REGISTRATION OF FITTING DESIGNS

New Brunswick
Nunavut

Nova Scotia
Yukon

Prince Edward Island
Northwest Territories

Newfoundland and Labrador

Manufacturers Name: Swagelok Company	
Manufacturers Address: 29500 Solon Road, Solon, Ohio 44139 USA	
Plant Locations: Headquarters: 29500 Solon Road, Solon, Ohio 44139 USA (See Attachment A)	
<p align="center">Category of Fittings to be registered. Circle one Category only</p> <p>A Pipe fittings, including couplings, tees, elbows, Ys, plugs, unions, pipe caps, or reducers B Flanges: all flanges C Valves: all line valves D Expansion joints, flexible connections, and hose assemblies: all types E Strainers, filters, separators, and steam traps F Measuring devices, including pressure gauges, level gauges, sight glasses, levels, or pressure transmitters G Certified capacity-rated pressure relief devices acceptable as primary over pressure protection on boilers, pressure vessels, piping and fusible plugs H Pressure retaining components that do not fall into one of the above categories</p> <p>N Nuclear components: Class 1 <input type="checkbox"/> Class 2 <input type="checkbox"/> Class 3 <input type="checkbox"/> , (Meeting CNSC or ASME requirements)</p>	<p align="center">Title of the Standard of Construction</p> <p>ASME B16.34/B16.5, API 6A, API 6D</p>
Show Manufacturers Name, Trademark, or Logo as it will appear on the product	
	<p align="center">Type of Construction</p> <p>Forged <input checked="" type="checkbox"/> Welded <input type="checkbox"/> Wrought <input checked="" type="checkbox"/> Cast <input type="checkbox"/> Other <input type="checkbox"/> Describe other:</p>
List of supporting documentation and identification of the actual items to be registered:	
ISO 9001:2015 Certificate, Attachment A, Attachment B, Catalog Information and other Support Documents	

Declaration:

I, James Nordholt (see note 3) employed by Swagelok Company and being the person having full authority and responsibility for the quality of the end product do solemnly declare that the information contained in this form is true to the best of my knowledge represents the product for which registration is sought. The dimensions, materials of construction, pressure temperature ratings, and identification markings are in accordance with the herein named standards. I further declare that the manufacture of these fittings is regulated by a Quality Control Program which extends to each plant where fabrication occurs in whole or in part and has been verified by BSI as being suitable for that purpose and I make this solemn declaration conscientiously believing it to be true, and knowing that it is of the same force and effect as if made under oath.

Signature of Declarer: [Signature]


Declared before me at SOLON, OH

This 31st day of May AD 2024

Commissioner of Oaths

Or Notary Public: (sign) [Signature]

(Affix Official seal to the right)



<p align="center">This space for Regulatory Authority use.</p> <p align="center">This registration must be revalidated after ten (10) years from the date of registration.</p> <p>CRN: <u>0C23957.2</u></p> <p>FID#: <u>1214</u></p> <p>Notes:</p> <ol style="list-style-type: none"> All Fittings shall be registered in the name of the Manufacturer. Each Category shall be supported with two Statutory Declaration forms and one copy of supporting documentation. The Declaration shall be made by the person having full authority and responsibility for the quality of the end product. Quality Control programs shall be resubmitted for validation. <p>Scope: VS03 and VS04 Series Process Interface Valves and MS02 and MS03 Series Process Monoflanges. (rebranded CRN products) 16 plant locations. (DGallant)</p>	<p align="center">REGISTRATION ONLY</p> <p>CRN <u>0C23957.27</u></p> <p align="center"><u>[Signature]</u> CHIEF BOILER INSPECTOR DATE <u>6/21/24</u></p> <p><input type="checkbox"/> BLRs <input type="checkbox"/> PVs Sect 1.0 - Fittings Rev.2</p> <p><input checked="" type="checkbox"/> FITTINGS <input type="checkbox"/> NUCLEAR COMPONENTS</p>
--	--



Attachment B: Scope for Swagelok VS03 and VS04 Series Process Interface Valves and MS02 and MS03 Series Process Monoflanges (Category C)

This document represents the scope of the Swagelok VS03 and VS04 Series Process Interface Valves and MS02 and MS03 Series Process Monoflanges covered by this submission for CRN approval. These products were designed and evaluated in accordance with ASME B16.34, ASME B16.5, ASME VIII Division 1, API 6A, and API 6D.

Summary Tables

Table 1: VS03 Scope							
Body Material/ Specification	Configuration	ASME Flange Class	Flange Size	Bore Size	Minimum Temperature	Maximum Allowable Working Pressure (psig)	
						At 100°F	At 356°F
S31600/S31603 ASTM A479 and F316/F316L ASTM A182	Ball/Needle/Ball (Block/Bleed/Block) Full Bore Reduced Bore	150 300 600 900 900/1500 2500	1 in. (DN 25) 1-1/2 in. (DN 40) 2 in. (DN 50) 3 in. (DN 80)	1 in. (DN 25) 1-1/2 in. (DN 40) 2 in. (DN 50)	-50°F	6000	4280
Carbon Steel ASTM A350 LF2						6170	5280
S31803 ASTM A479 and F51 ASTM A182						6250	5120
S32760 ASTM A479 and F55 ASTM A182						5000	3940
N04400 ASTM B164 and ASTM B564						6250	5820
N06625 ASTM B446 and ASTM B564							
N08825 ASTM B425 and ASTM B564							

- 1) All seat and seal combinations
- 2) All flange types: RF smooth, RF serrated, RTJ, FF serrated, and FF smooth
- 3) Outlet connection = same as process



4) Bleed connection: 1/2 in. female NPT

Table 2: VS04 Flange by Flange and Flange by Thread Scope							
Body Material/ Specification	Configuration	ASME Flange Class	Process Connection Size	Outlet Connection	Minimum Temperature	Maximum Allowable Working Pressure (psig)	
						At 100°F	At 500°F
S31600/S31603 ASTM A479 and F316/F316L ASTM A182	Ball/Needle/Ball (Block/Bleed/Block) Ball/Needle (Block/Bleed) Ball/Ball (Block/Block) 3/8 in. (9.5 mm) bore	150 300/600 900/1500 2500	1/2 (DN 15) 3/4 (DN20) 1 in. (DN 25) 1-1/2 in. (DN 40) 2 in. (DN 50) 3 in. (DN 80)	Flange 1/4, 3/8, 1/2, 3/4 in. female NPT 1/4, 1/2, 3/4 in. male NPT 1/4, 3/8, 1/2, 3/4, 6mm, 10mm, 12mm, 20mm Swagelok	-50°F	6000	4280
Carbon Steel ASTM A350 LF2						6170	5280
S31803 ASTM A479 and F51 ASTM A182						6250	5120
S32760 ASTM A479 and F55 ASTM A182						6250	5120
N04400 ASTM B164 and ASTM B564						5000	3940
N06625 ASTM B446 and ASTM B564						6250	5820
N08825 ASTM B425 and ASTM B564						6250	5820

- 1) All seat and seal combinations
- 2) All flange types: RF smooth, RF serrated, RTJ, FF serrated, and FF smooth
- 3) Bleed connection: 1/2 in. female NPT



Table 3: VS04 Thread by Thread Scope

Body Material/ Specification	Configuration	Inlet Connection	Outlet Connection	Minimum Temperature	Maximum Allowable Working Pressure (psig)	
					At 100°F	At 500°F
S31600/S31603 ASTM A479 and F316/F316L ASTM A182	Ball/Needle/Ball (Block/Bleed/Block) Ball/Needle (Block/Bleed) Ball/Ball (Block/Block) 3/8 in. (9.5 mm) bore	1/4, 3/8, 1/2, 3/4 in. female NPT 1/4, 1/2, 3/4 in. male NPT 1/4, 3/8, 1/2, 3/4, 6mm, 10mm, 12mm, 20mm Swagelok		-50°F	6000	4280
Carbon Steel ASTM A350 LF2					6170	5280
S31803 ASTM A479 and F51 ASTM A182					6250	5120
S32760 ASTM A479 and F55 ASTM A182					5000	3940
N04400 ASTM B164 and ASTM B564					6250	5820
N06625 ASTM B446 and ASTM B564						
N08825 ASTM B425 and ASTM B564						

- 1) All seat and seal combinations
- 2) All flange types: RF smooth, RF serrated, RTJ, FF serrated, and FF smooth
- 3) Bleed connection: 1/2 in. female NPT




Table 4: MS02 and MS03 Scope

Body Material/ Specification	Configuration	ASME Flange Class	Process Connection Size	Outlet Connection	Minimum Temperature	Maximum Allowable Working Pressure (psig)	
						At 100°F	At 1000°F
S31600/S31603 ASTM A479	OS&Y Bolted Bonnet Integral Screwed Bonnet Block, Block and Bleed, Double Block and Bleed, Block and Bleed, dual outlet	150 300/600 900/1500 2500	1/2 in. (DN 15) 3/4 in. (DN 20) 1 in. (DN 25) 1-1/2 in. (DN 40) 2 in. (DN 50)	Monoflange wafer (thru holes) 1/4 in. female NPT 1/2 in. female NPT	-65°F	6000	4280
Carbon Steel ASTM A350 LF2						6170	5280
S31803 ASTM A479						6250	5120
S32760 ASTM A479						6250	5120
N04400 ASTM B164						5000	3940
N06625 ASTM B446						6250	5820
N08825 ASTM B425						6250	5820

- 1) All seal combinations
- 2) All flange types: RF smooth, RF serrated, RTJ, FF serrated, and FF smooth
- 3) Bleed connection: 1/4 in. female NPT, 1/2 in. female NPT, none

Product Illustrations



Typical Product Characteristics:

The list below are examples of product options which do not affect the pressure-temperature ratings shown in the Summary Table. All of the following options are within the scope of this registration:

- Lockable lever handles (for block valves)
- Non-lockable lever handles (for block valves)
- Antitamper bleed valve
- Bar handle (for bleed valve)
- Injection and sampling probes
- Silconert coating

Quality System

The Swagelok Company quality system complies with the requirements of ISO 9001:2015. The Swagelok Company maintains BSI Certificate of Registration Number FM 01729, which applies to all locations listed on the Certificate.

References

The product catalog does not represent the full scope of registration, but rather details some of the most common options.

- Swagelok Process Interface Valves Catalog MS-02-340 Rev Q